

PI2 STANDARD TRIMLESS

A36389- -

base number LED Dimming Color Temperature

1. To build a product code in our configurator select the specify button on the base model # product page
2. To build a manual product code on this datasheet choose from the options listed below in blue font and add the suffix to the base model #

GENERAL

Series: Pi2

Subseries: Pi2 Standard

Brand: Prolicht

Division: Architectural

Mounting Type: Trimless

Mounting Location: Ceiling

Subcategory: Ambient

PHYSICAL

Shape: Square

Length (mm): 600

Length (in): 23 5/8

Width (mm): 600

Width (in): 23 5/8

Height (mm): 150

Height (in): 5 7/8

Ceiling Thickness (mm): 10 / 12.5 / 15 / 25 / 30

Ceiling Thickness (in): 3/8 or 1/2 or 9/16 or 1 or 1 3/16

Min. Recessing Depth (mm): 180

Min. Recessing Depth (in): 7 1/16

Light Distribution: Direct

Diffuser: PMMA - Opal

Fixture Finish: SSR / BKV / CWI / CRY / HAB / LAG / UFT / ITA / RUA / RUR / MIC / FTG / MYG / TWT / LOD / PUS / FRO / FUP / KIA / POP / BLS / SPG / MEY / GOH / GUM / CHC / COM / ABZ / JAG / OBR / MOS / ROR

Fixture Material: Aluminum

Cut-out Measurements: 635mm / 25" x 635mm / 25"

Upon Request: Unique Sizes Unique Ceiling Thickness Unique Mounting Depth Spot Inserts

ELECTRICAL

Lamp Type: LED (Zhaga Standard)

Input Wattage (W): 55

Total Output Wattage (W): 46

Dimming: Tri-Mode (Non-Dimming and Phase Dimming (120Vac only) and 0-10V Dimming)

Driver Included: Yes

Driver Location: Integrated

Driver Type: Constant Current - Universal

Driver Class: Class 2

Input Voltage (V): 120 - 277

Constant Current (MA): 350

LED

Color Temperature (°K): 3000 / 3500 / 4000

Max. Delivered Lumen (lm): 4350 / 4410 / 4500

CRI: >80 CRI

Efficiency (%): 65% (5mm Perspex)|65.10%

Lamp Life (hrs): 50000

Upon Request: RGB-W Tunable White Special Color Temperature CRI90

OPTICAL

RATINGS AND CERTIFICATIONS

Certified By: Certified for North American Standards

IP rating: IP20

PROJECT

TYPE

SPECIFIER

QUANTITY

DATE



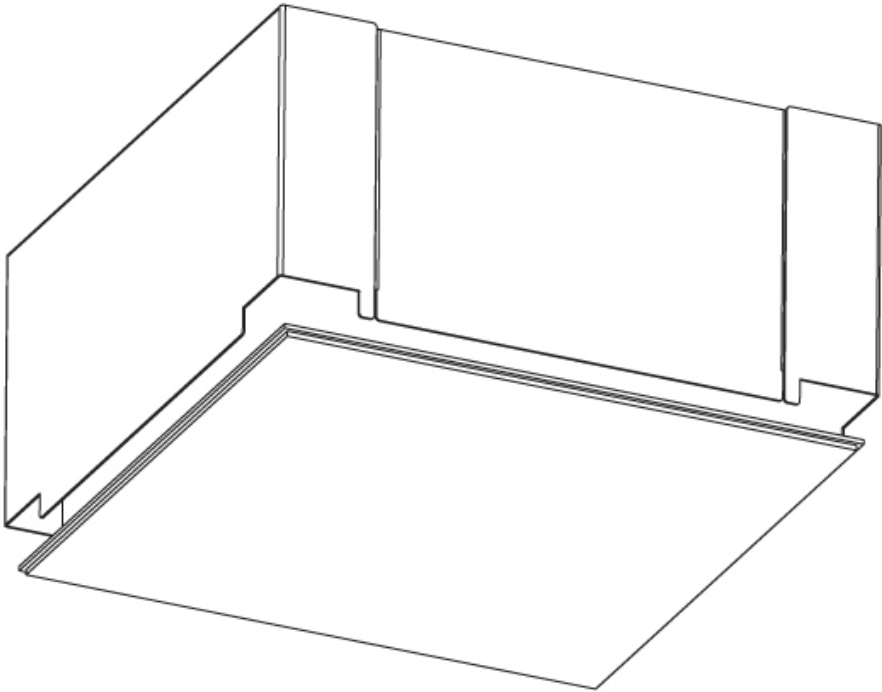
180mm  
7 1/16"

635mm x 635mm  
25" x 25"

10 | 12 1/2 | 15 | 25 | 30mm  
3/8" | 1/2" | 9/16" | 1" | 1 3/16"



|           |
|-----------|
| PROJECT   |
| TYPE      |
| SPECIFIER |
| QUANTITY  |
| DATE      |



PI2 STANDARD RECESSED

A37130-

|             |                |                      |                       |                     |
|-------------|----------------|----------------------|-----------------------|---------------------|
| base number | LED<br>Dimming | Color<br>Temperature | Finishes<br>(Diamond) | Diffuser<br>Options |
|-------------|----------------|----------------------|-----------------------|---------------------|

1. To build a product code in our configurator select the specify button on the base model # product page
2. To build a manual product code on this datasheet choose from the options listed below in blue font and add the suffix to the base model #

GENERAL

|                            |
|----------------------------|
| Series: Pi2                |
| Subseries: Pi2 Standard    |
| Brand: Prolicht            |
| Division: Architectural    |
| Mounting Type: Recessed    |
| Mounting Location: Ceiling |
| Subcategory: Ambient       |

PHYSICAL

|   |
|---|
| Shape: Square   |
| Length (mm): 410  |
| Length (in): 16 1/8   |
| Width (mm): 410   |
| Width (in): 16 1/8  |
| Height (mm): 150  |
| Height (in): 5 7/8  |
| Ceiling Thickness (mm): 10 / 12.5 / 15 / 25 / 30  |
| Ceiling Thickness (in): 3/8 or 1/2 or 9/16 or 1 or 1 3/16   |
| Min. Recessing Depth (mm): 160  |
| Min. Recessing Depth (in): 6 5/16   |
| Light Distribution: Direct  |
| Diffuser: PMMA - Opal or Micro-Prism  |
| Fixture Finish: SSR / BKV / CWI / CRY / HAB / LAG / UFT / ITA / RUA / RUR / MIC / FTG / MYG / TWT / LOD / PUS / FRO / FUP / KIA / POP / BLS / SPG / MEY / GOH / GUM / CHC / COM / ABZ / JAG / OBR / MOS / ROR |
| Fixture Material: Aluminum  |

ELECTRICAL

|   |
|---|
| Lamp Type: LED (Zhaga Standard)   |
| Input Wattage (W): 12.4   |
| Total Output Wattage (W): 10.8  |
| Dimming: Tri-Mode (Non-Dimming and Phase Dimming (120Vac only) and 0-10V Dimming) |
| Driver Included: Yes  |
| Driver Location: Integrated   |
| Driver Type: Constant Current - Universal   |
| Driver Class: Class 2   |
| Input Voltage (V): 120 - 277  |
| Constant Current (MA): 350  |

LED

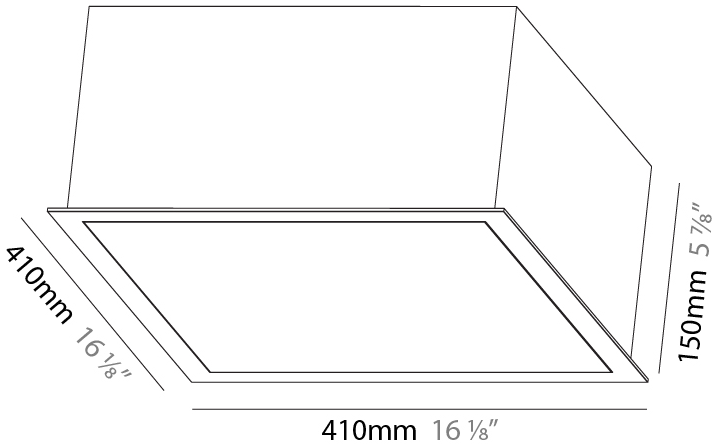

|   |
|---|
| Color Temperature (°K): 3000 / 3500 / 4000    |
| Max. Delivered Lumen (lm): 1140 / 1156 / 1180 |
| CRI: >80 CRI                                  |
| Efficiency (%): 0.65                          |
| Lamp Life (hrs): 50000                        |

OPTICAL

RATINGS AND CERTIFICATIONS

|  |
|--|
| Certified By: Certified for North American Standards |
| IP rating: IP20                                      |

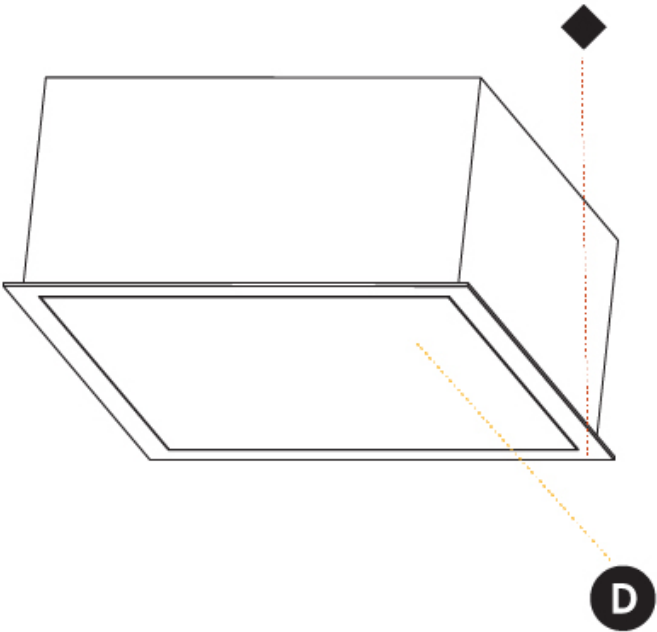
|           |
|-----------|
| PROJECT   |
| TYPE      |
| SPECIFIER |
| QUANTITY  |
| DATE      |



|                  |                                      |                             |
|------------------|--------------------------------------|-----------------------------|
| 160mm<br>6 5/16" | 395mm x 395mm<br>15 9/16" x 15 9/16" | 10 - 30mm<br>3/8" - 1 3/16" |
|------------------|--------------------------------------|-----------------------------|



|           |
|-----------|
| PROJECT   |
| TYPE      |
| SPECIFIER |
| QUANTITY  |
| DATE      |



PI2 STANDARD RECESSED

A37737-

|             |                |                      |                       |                     |
|-------------|----------------|----------------------|-----------------------|---------------------|
| base number | LED<br>Dimming | Color<br>Temperature | Finishes<br>(Diamond) | Diffuser<br>Options |
|-------------|----------------|----------------------|-----------------------|---------------------|

1. To build a product code in our configurator select the specify button on the base model # product page
2. To build a manual product code on this datasheet choose from the options listed below in blue font and add the suffix to the base model #

GENERAL

|                            |
|----------------------------|
| Series: Pi2                |
| Subseries: Pi2 Standard    |
| Brand: Prolicht            |
| Division: Architectural    |
| Mounting Type: Recessed    |
| Mounting Location: Ceiling |
| Subcategory: Ambient       |

PHYSICAL

|   |
|---|
| Shape: Square   |
| Length (mm): 640  |
| Length (in): 25 3/16  |
| Width (mm): 640   |
| Width (in): 25 3/16   |
| Height (mm): 150  |
| Height (in): 5 7/8  |
| Ceiling Thickness (mm): 10 / 12.5 / 15 / 25 / 30  |
| Ceiling Thickness (in): 3/8 or 1/2 or 9/16 or 1 or 1 3/16   |
| Min. Recessing Depth (mm): 160  |
| Min. Recessing Depth (in): 6 5/16   |
| Light Distribution: Direct  |
| Diffuser: PMMA - Opal or Micro-Prism  |
| Fixture Finish: SSR / BKV / CWI / CRY / HAB / LAG / UFT / ITA / RUA / RUR / MIC / FTG / MYG / TWT / LOD / PUS / FRO / FUP / KIA / POP / BLS / SPG / MEY / GOH / GUM / CHC / COM / ABZ / JAG / OBR / MOS / ROR |
| Fixture Material: Aluminum  |

ELECTRICAL

|   |
|---|
| Lamp Type: LED (Zhaga Standard)   |
| Input Wattage (W): 55   |
| Total Output Wattage (W): 46  |
| Dimming: Tri-Mode (Non-Dimming and Phase Dimming (120Vac only) and 0-10V Dimming) |
| Driver Included: Yes  |
| Driver Location: Integrated   |
| Driver Type: Constant Current - Universal   |
| Driver Class: Class 2   |
| Input Voltage (V): 120 - 277  |
| Constant Current (MA): 800  |

LED

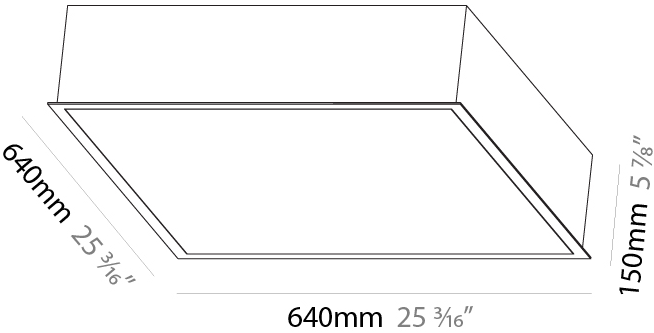
|   |
|---|
| Color Temperature (°K): 3000 / 3500 / 4000    |
| Max. Delivered Lumen (lm): 4550 / 4616 / 4710 |
| CRI: >80 CRI                                  |
| Efficiency (%): 0.65                          |
| Lamp Life (hrs): 50000                        |

OPTICAL

RATINGS AND CERTIFICATIONS

|  |
|--|
| Certified By: Certified for North American Standards |
| IP rating: IP20                                      |

|           |
|-----------|
| PROJECT   |
| TYPE      |
| SPECIFIER |
| QUANTITY  |
| DATE      |



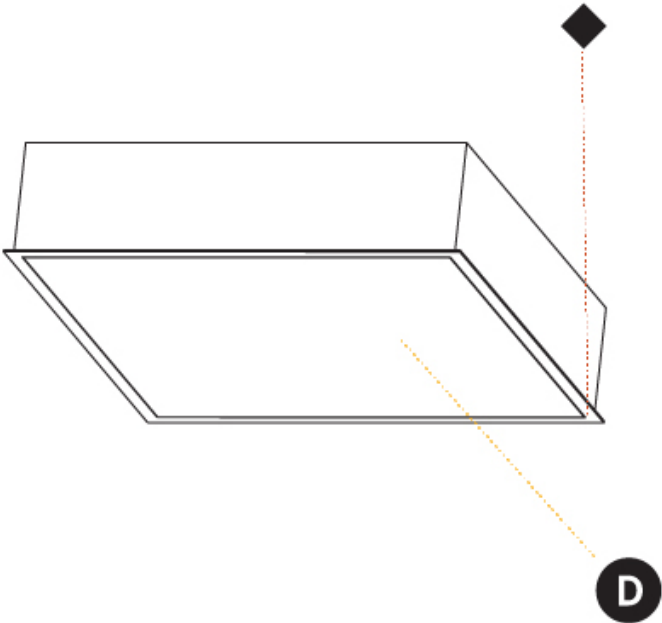
160mm  
6 5/16"

625mm x 625mm  
24 5/8" x 24 5/8"

10 - 30mm  
3/8" - 1 3/16"



|           |
|-----------|
| PROJECT   |
| TYPE      |
| SPECIFIER |
| QUANTITY  |
| DATE      |



PI2 STANDARD RECESSED

A37741-

|             |                |                      |                       |                     |
|-------------|----------------|----------------------|-----------------------|---------------------|
| base number | LED<br>Dimming | Color<br>Temperature | Finishes<br>(Diamond) | Diffuser<br>Options |
|-------------|----------------|----------------------|-----------------------|---------------------|

1. To build a product code in our configurator select the specify button on the base model # product page
2. To build a manual product code on this datasheet choose from the options listed below in blue font and add the suffix to the base model #

GENERAL

|                            |
|----------------------------|
| Series: Pi2                |
| Subseries: Pi2 Standard    |
| Brand: Prolicht            |
| Division: Architectural    |
| Mounting Type: Recessed    |
| Mounting Location: Ceiling |
| Subcategory: Ambient       |

PHYSICAL

|   |
|---|
| Shape: Square   |
| Length (mm): 340  |
| Length (in): 13 3/8   |
| Width (mm): 340   |
| Width (in): 13 3/8  |
| Height (mm): 150  |
| Height (in): 5 7/8  |
| Ceiling Thickness (mm): 10 / 12.5 / 15 / 25 / 30  |
| Ceiling Thickness (in): 3/8 or 1/2 or 9/16 or 1 or 1 3/16   |
| Min. Recessing Depth (mm): 160  |
| Min. Recessing Depth (in): 6 5/16   |
| Light Distribution: Direct  |
| Diffuser: PMMA - Opal or Micro-Prism  |
| Fixture Finish: SSR / BKV / CWI / CRY / HAB / LAG / UFT / ITA / RUA / RUR / MIC / FTG / MYG / TWT / LOD / PUS / FRO / FUP / KIA / POP / BLS / SPG / MEY / GOH / GUM / CHC / COM / ABZ / JAG / OBR / MOS / ROR |
| Fixture Material: Aluminum  |

ELECTRICAL

|   |
|---|
| Lamp Type: LED (Zhaga Standard)   |
| Input Wattage (W): 12.4   |
| Total Output Wattage (W): 10.8  |
| Dimming: Tri-Mode (Non-Dimming and Phase Dimming (120Vac only) and 0-10V Dimming) |
| Driver Included: Yes  |
| Driver Location: Integrated   |
| Driver Type: Constant Current - Universal   |
| Driver Class: Class 2   |
| Input Voltage (V): 120 - 277  |
| Constant Current (MA): 350  |

LED

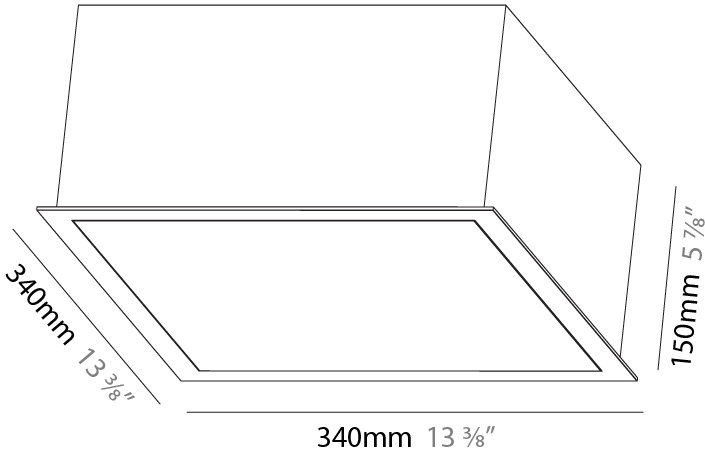
|  |
|--|
| Color Temperature (°K): 3000 / 3500 / 4000 |
| Max. Delivered Lumen (lm): 880 / 950 / 970 |
| CRI: >80 CRI                               |
| Efficiency (%): 0.65                       |
| Lamp Life (hrs): 50000                     |

OPTICAL

RATINGS AND CERTIFICATIONS

|  |
|--|
| Certified By: Certified for North American Standards |
| IP rating: IP20                                      |

|           |
|-----------|
| PROJECT   |
| TYPE      |
| SPECIFIER |
| QUANTITY  |
| DATE      |



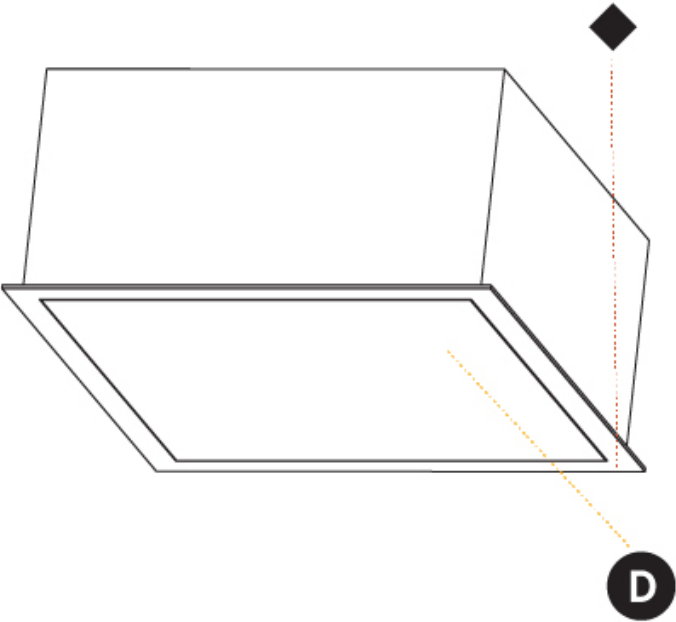
160mm  
6 5/16"

325mm x 325mm  
12 13/16" x 12 13/16"

10 - 30mm  
3/8" - 1 3/16"



|           |
|-----------|
| PROJECT   |
| TYPE      |
| SPECIFIER |
| QUANTITY  |
| DATE      |





PROJECT

TYPE

SPECIFIER

QUANTITY

DATE

Fixture Finish

|  |   |   |   |  |  |
|--|---|---|---|--|--|
| Sparkling Silver - 01 (SSR)<br>    | Black Velvet - 02 (BKV)<br>          | Crystal White - 03 (CWI)<br> | Creamy - 04 (CRY)<br>           | Hampton Bay - 05 (HAB)<br>        | Lagoon - 06 (LAG)<br>         |
| Urban Forest - 07 (UFT)<br>        | In the Army - 08 (ITA)<br>           | Rusty Angel - 09 (RUA)<br>   | Rusty Rush - 10 (RUR)<br>       | Milk and Chocolate - 11 (MIC)<br> | Fade to Gray - 12 (FTG)<br>   |
| Mysterious Gray - 13 (MYG)<br>    | Twilight - 14 (TWT)<br>             | Lost Dream - 15 (LOD)<br>   | Purple Sky - 16 (PUS)<br>      | Fresh Oh - 17 (FRO)<br>          | Funky P. - 18 (FUP)<br>      |
| Kissing Aphrodite - 19 (KIA)<br> | Poseidon's Paradise - 20 (POP)<br> | Blue Sky - 21 (BLS)<br>    | Spring Green - 22 (SPG)<br>   | Mellow Yellow - 23 (MEY)<br>    | Golden Heart - 24 (GOH)<br> |
| Gun Metal - 25 (GUM)<br>         | Champagne Cream - 26 (CHC)<br>     | Copper Mine - 27 (COM)<br> | Ancient Bronze - 28 (ABZ)<br> | Jazz Gold - 29 (JAG)<br>        | Olive Breeze - 30 (OBR)<br> |
| Moonlight Silver - 31 (MOS)<br>  | Rosewood Red - 32 (ROR)<br>        |   |   |  |  |

**Digital:** Not all screens are calibrated the same, and therefore, colors will appear differently between devices.  
**Physical:** When texture is involved, there will be variations in color, character and tone within a product and between product families.

**Gun Metal:** No Gun Metal finish is alike. It combines a mixture of transparent and black color particles to ensure a highly individual effect and no luminaire being identical.  
**Champagne Cream, Copper Mine, Ancient Bronze + Jazz Gold:** These finishes have slight fading from specific powder coating production. Each luminaire will slightly vary.

Available for International specifications by adding 'INT' at the end of the existing Model #. For assistance on 'custom' specifications, contact zteam@zaneen.com.  
In a constant effort to supply the best product, we reserve the right to change specifications or materials without notice. The most recent specification sheets are found at zaneen.com

## LEGEND

|  |   |  |  |  |  |
|--|---|--|--|--|--|
|  | floor-mounted   |  | pivotal  |  | special LED (upon request) RGB, RGBW, tunable, gold+, meat+, art+, fashion+                    |
|  | wall and ceiling: recessed and surface mounted            |  | rotating   |  | warm dim / natural dimming LED   |
|  | ceiling-mounted and wall-mounted                          |  | illuminate tilted  |  | rechargeable battery powered   |
|  | wall-mounted  |  | color of suspension cable                                    |  | fixture with natural vivid LED (upon request)  |
|  | omni-directional light distribution                       |  | length of suspension cable                                   |  | color rendering index  |
|  | direct light distribution                                 |  | reflector degree selection                                   |  | color temperature  |
|  | direct/indirect light distribution                        |  | super spot   |  | lumen (luminous flux)  |
|  | indirect light distribution                               |  | lens   |  | efficacy (lumens per watt)   |
|  | asymmetric light distribution                             |  | lens pack  |  | Unified Glare Rating (UGR) range from 5-40   |
|  | aura light distribution                                   |  | shine ring   |  | marine grade (AISI 316 stainless steel)  |
|  | round wall or ceiling cut-out                             |  | integrated shine ring with diffuser                          |  | walk on  |
|  | square wall or ceiling cut-out                            |  | free individual colors 01-29                                 |  | drive on   |
|  | the supplied jig specifies the cutout dimensions          |  | individual colors: 00 (free of charge), 01-25 (extra charge) |  | Dark Sky Compliance  |
|  | minimum distance (meters) lamp - object                   |  | luminaire part to be colored (F1)                            |  | Americans with Disabilities Act (less than 4" off the wall located between 27"-84" from floor) |
|  | recessed depth  |  | luminaire part to be colored (F2)                            |  | lamp protected against explosion   |
|  | ceiling thickness in mm                                   |  | luminaire part to be colored (F3)                            |  | blown glass using traditional methods by master glass blower                                   |
|  | ceiling thickness selection                               |  | luminaire part to be colored (F4)                            |  | acoustic material  |
|  | dimmable DP (phase), DV (0-10V), DD (dali), DS (step-dim) |  | luminaire part to be colored (F5)                            |  | protection class I, protection insulation  |
|  | included or excluded LED driver/transformer/control gear  |  | color of 3-circuit adaptor                                   |  | protection class II, protection insulation   |
|  | separately switchable                                     |  | indirect diffuser  |  | ETL Certified to UL and CSA Standards  |
|  | sensor  |  | direct diffuser  |  | UL Certified to UL and CSA Standards   |
|  | remote control  |  | ball-proof (upon request)                                    |  | CSA Certified to UL and CSA Standards  |
|  | available upon request                                    |  | accessory  |  | Certified for North American Standards   |

## IP RATING

|  |  |
|--|--|
|  | protected against ingress of solid bodies greater than 12.5mm (finger)   |
|  | protected against ingress of solid bodies greater than 2.5mm<br>protected against sprays of water up to 60 degrees from the vertical (rain)      |
|  | protected against ingress of solid bodies greater than 1mm (wire)<br>no protection against the ingress of moisture                               |
|  | protected against ingress of solid bodies greater than 1mm (wire)<br>protected against sprays of water up to 60 degrees from the vertical (rain) |
|  | protected against ingress of solid bodies greater than 1mm (wire)<br>protected against water splashed from all directions                        |
|  | protected against limited ingress of dust (wet rooms/covered outdoor areas)<br>protected against water splashed from all directions              |
|  | protected against ingress of dust<br>protected against jets of water   |
|  | protected against ingress of dust<br>protected against powerful jets of water or heavy seas  |
|  | protected against ingress of dust<br>protected against immersion of water between 15cm - 1m for 30 minutes                                       |
|  | protected against ingress of dust<br>protected against immersion of water under pressure for long periods  |

## IK RATING

|  |   |
|--|---|
|  | protected against 0.14 joules impact (equivalent to 0.25kg mass dropped from 56mm above the surface)  |
|  | protected against 0.2 joules impact (equivalent to 0.25kg mass dropped from 80mm above the surface)   |
|  | protected against 0.35 joules impact (equivalent to 0.25kg mass dropped from 140mm above the surface) |
|  | protected against 0.5 joules impact (equivalent to 0.25kg mass dropped from 200mm above the surface)  |
|  | protected against 0.7 joules impact (equivalent to 0.25kg mass dropped from 280mm above the surface)  |
|  | protected against 1 joules impact (equivalent to 0.25kg mass dropped from 400mm above the surface)    |
|  | protected against 2 joules impact (equivalent to 0.5kg mass dropped from 400mm above the surface)     |
|  | protected against 5 joules impact (equivalent to 1.7kg mass dropped from 300mm above the surface)     |
|  | protected against 10 joules impact (equivalent to 5.0kg mass dropped from 200mm above the surface)    |
|  | protected against 20 joules impact (equivalent to 5.0kg mass dropped from 400mm above the surface)    |